

ACTIVITY SHEET

WELCOME!



A GARMENT FOR THE DAY, 2019-ONGOING

These items of clothing were made using recycled denim from a factory in Guatemala and wooden buttons that were handmade in Mexico. Each garment was made especially to fit a staff member at the gallery.

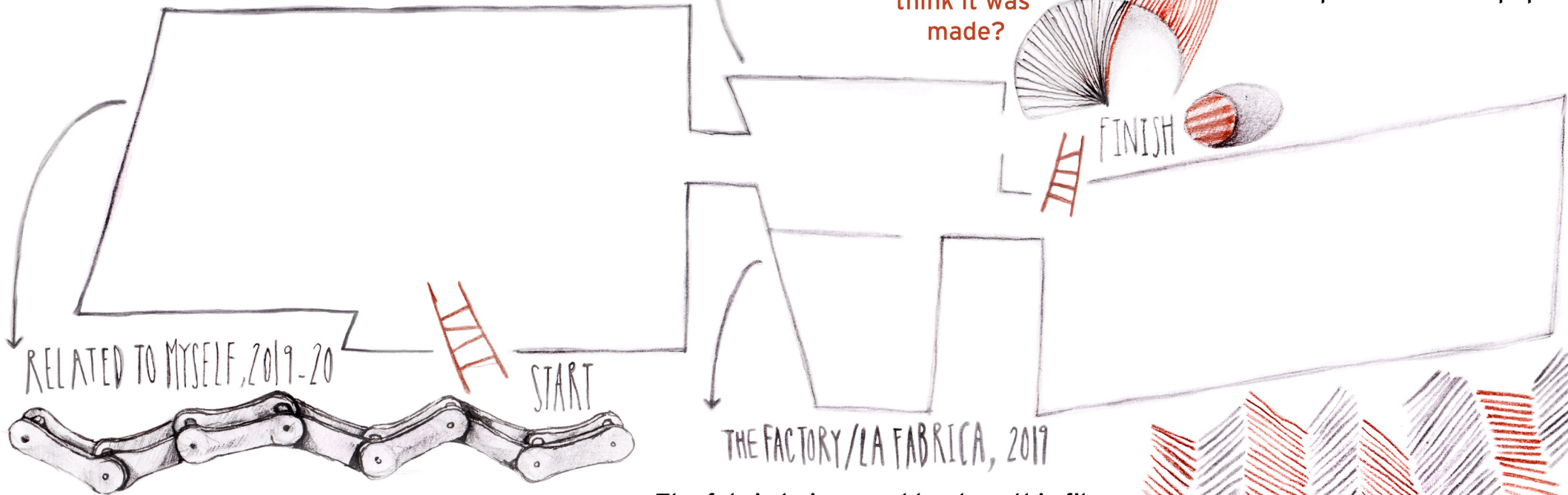
Do you have a favourite piece of clothing? How do you think it was made?



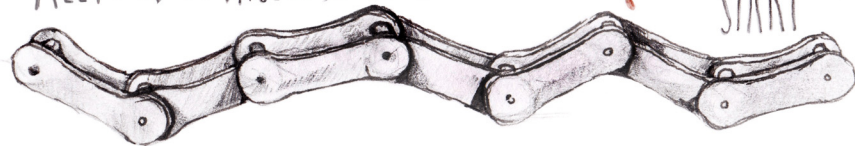
DRAWING WORKS

The artist never uses rulers to make the large shapes you see in her drawings. Instead she uses wooden templates and her fingers, hands and other body parts to measure and calculate the different shapes across the paper.

This guide has been created for you to read as you walk through the exhibition. If you need any help, find someone with a yellow badge.



RELATED TO MYSELF, 2019-20




This long sculpture is made from natural felt. Johanna buys the felt from a family that have been making the material for over 200 years.

Can you guess how long this sculpture is?

THE FACTORY/LA FABRICA, 2019

The fabric being used to show this film was made in the same factory that you can see in the footage! It is made of wool and was woven using the machines you can see in the film.

Can you imagine how long it takes to make a piece of fabric like it?



FIND OUT MORE ABOUT THE EXHIBITION OVER THE PAGE

START


ABOUT THE ARTIST

Johanna Unzueta is an artist from Santiago, Chile who currently works in New York, USA.

The artist uses craft techniques such as sewing, embroidery, pattern making and hand dyeing to make her artworks.

While she was at university, Johanna noticed that her art teachers never talked about the importance of South American culture, so after her studies she focussed on learning traditional skills from South American craftspeople to use in her work and share with the world.

Johanna chooses to use natural materials in her artworks such as wood, felt and charcoal to remind us how important it is to respect and learn from nature.



DID YOU KNOW...

The clothing in the artwork A Garment for the Day is made of recycled fabric, can you guess what this fabric used to be?

Find someone with a yellow badge for the answer!

HEAD OVER TO OUR CREATIVE SPACE
TO SEE WHAT YOU CAN DISCOVER
NEXT!

DID YOU KNOW...


The artist learnt how to sew from her mother and grandmother when she was a child, these skills then helped her to design and create her own clothes!

LET'S GETS CREATIVE!

In her drawings, the artist uses holes to make patterns in the paper. The drawings are displayed in large wooden stands, so that we can see the light passing through the holes in the paper as and as we walk around to see both sides of the drawings.

Using the tip of a sharpened pencil, have a go at creating shapes and patterns by piercing holes into the something section below.

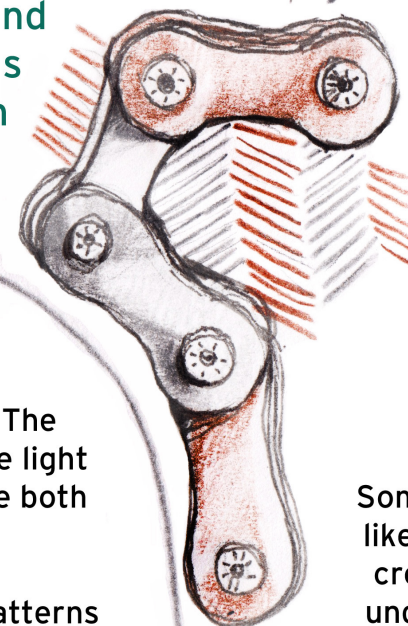
Hold the paper up to the light and see your patterns emerge! How do they look?



ABOUT THE ARTWORKS

Movement plays an important part in Johanna's work, for example she uses her own looping body movements to produce the circular shapes in her drawings, which are often inspired by shapes that you can find in nature.

Sometimes her sculptures are made to look like chains and cogs from big machines. To create these sculptures, Johanna likes to understand how the original parts connect together and then recreates the shapes using natural felt.



CAN YOU GUESS...

Johanna uses plants and vegetables to dye her paper for her drawings, she especially likes to use a plant called anil that makes indigo. Can you guess what colour dyes these vegetables can produce?

Onion skins: -----

Black Beans: -----

Beetroot: -----

Find someone with a yellow badge for the answer!

