

Welcome! This guide has been created for you to read as you walk through the exhibition. There are lots of different things to notice in a gallery. For example:

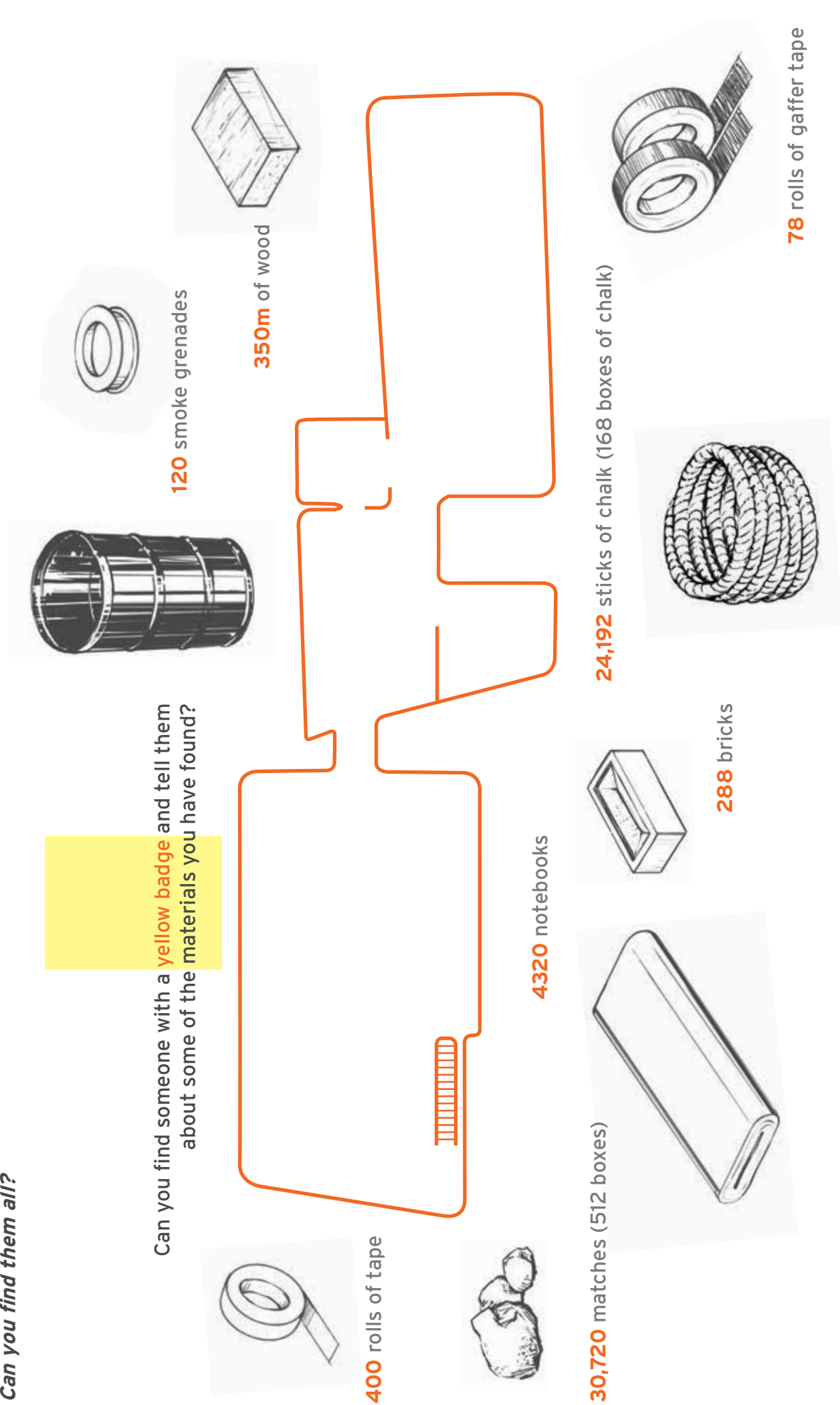
There are **19 different materials** used in this exhibition.

Can you find them all?

Can you find someone with a **yellow badge** and tell them about some of the materials you have found?

Ask someone with a **yellow badge** if they have some chalk or a notebook you can use...

Try making different marks on the activity sheet and then wipe them away. Do they leave a mark?



THE FAMILY IN DISORDER: TRUTH OR DARE

MODERN ART
OXFORD

supported by
ARTS COUNCIL
ENGLAND

Supported using public funding by
ARTS COUNCIL
ENGLAND

ARTS
COUNCIL
ENGLAND

supported by
www.artscouncil.gov.uk

30 Pembroke Street
OX1 1BP
+44 (0) 1865 722733
www.modernartoxford.org.uk
Designed by Sara Lowes and Anya Jung

START


About Cinthia

Cinthia Marcelle is an artist from Brazil who makes films, photographs and installations. She likes to play with different materials and find the interesting connections between them. By playing and trying out different experiments with materials, Cinthia makes art about Brazil and the world, the environment, and scenes from everyday life.



Did you know?

This exhibition is an installation. An installation is an art work that often fills the whole gallery, transforming the space and inviting visitors to walk through an experience that has been designed for a temporary period of time.



About the exhibition

Cinthia likes to work with people who have different types of jobs. She asks them to repeat their everyday tasks with her, just like they might do at work, but in a public space like this gallery.

Through repeating and playing with materials, we are able to explore and learn in new ways, making connections between learning in different surroundings.

Materials

Chalk is an important material for Cinthia, because of its temporary nature. She likes to think about all the different marks that have been made, that have then disappeared over time.

Activity

Now you have seen the exhibition what do you think?

Try experimenting with different materials, like this piece of paper.

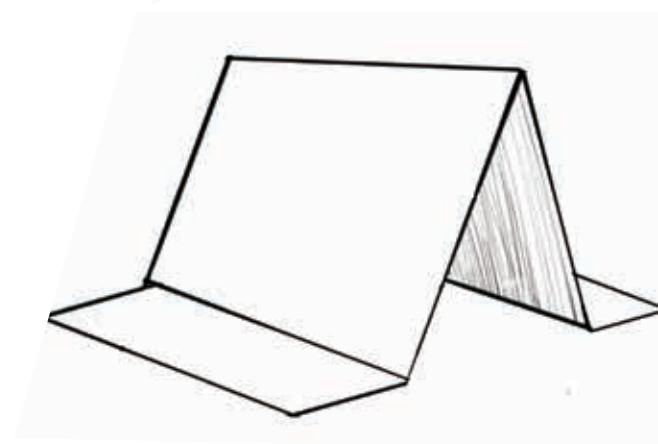
Can you think of different ways to fold, curve or scrunch the paper so that it can stand up straight and make an interesting shape?

Is the paper different now that you have changed its shape?

Does the new shape remind you of anything?

Play with the paper again and find some extra materials to use, like tape and scissors or chalk. How are you going to make the piece of paper different this time?

As you play, make a note of the different shapes you create and what they remind you of.



FINISH

