

Welcome! This guide has been created for you to read as you walk through the exhibition. There are lots of different things to notice in a gallery. Why not take a few minutes to write down your thoughts before you look at the show...

What do you expect to see?

**One for Sorrow,
Two for Joy, 1976**

In this performance Rose shares the space in the window of an art gallery with two live magpies. She spoke to the magpies and learnt the sounds they made.

What can you see in the magpie's box?



Bureau de Change, 1987

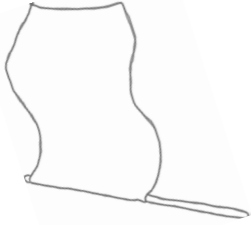
Do you recognise this picture? The original is a painting by an artist called Vincent Van Gogh called Sunflowers.

How many coins do you think it took to make Bureau de Change?

Power for the People, 1972-2011

Rose created large flags with words on that asked viewers to think about what these words might mean to them.

She flew the flags in public spaces, so that she could see them from far away.



Book and Pillow, 1978

Rose asked a **model maker** at the Natural History Museum to create a tiny body using her written description of an imaginary figure.



He's somewhere in this room. Can you find him?

It Pays to Pray, 1999



It Pays to Pray is made from an old chocolate bar vending machine, but instead of getting chocolate, you see a funny prayer!

Put a 20p in the machine and pick a prayer by pressing a number.

The exhibition doesn't end here. Look out for another unexpected object in **the yard!**

ROSE FINN KELCEY: LIFE, BELIEF AND BEYOND



Supported using public funding by
**ARTS COUNCIL
ENGLAND**



Designed by Sara Lowes and Ellie Nixon
30 Pembroke Street
OX1 1BP
+44 (0) 1865 722733
www.modernartoxford.org.uk

ACTIVITY SHEET

MODERN ART OXFORD

Plck ME UP
Activities
Inside



Rose Finn-Kelcey, *The Restless Image: a discrepancy between the seen position and the felt position*, 1975. Tate. Purchased 2002. Image courtesy the Estate of Rose Finn-Kelcey


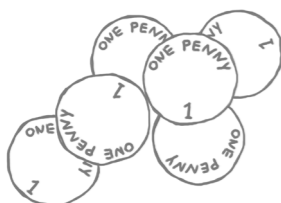

START

About Rose Finn Kelcey

Rose Finn-Kelcey was an **imaginative** and **inventive** artist. She used lots of different materials to create her art work so each piece was different to the others. She believed that a work of art could be made of anything, it could be a one-woman **performance**, a huge **flag** or even a **vending machine**.

She was fascinated with the ways we are shaped by what we believe in and invited audiences to **use their imagination** to explore ideas in her art.

Her work in this exhibition includes **photography, electronics, video, sculpture** and **performance**.



Memory and imagination

Have you ever **imagined something** in your head and not been able to draw it? Bringing something to life that no one has ever seen before can be a tricky thing to do.

Try to draw something from your imagination. **Imagine each detail** of the picture. Ask yourself about each part of the image and then answer with words.

The more details you can describe in words before you start drawing, the closer your picture will be to your **imagination**.

Sounds and symbols

A **grapheme** is a written symbol that represents a sound.


This can be a single letter like **a** or a sequence of letters like **ure**

Rose used graphemes to write down the **sounds made by magpies**.

When we say a sound, this is a **phoneme**.
When we write the letter, this is a **grapheme**

She also comissioned **French** and **Welsh** translations of these sounds for part of her performance. **How different** do you think the magpie will sound in French?

Put letters together to make the sounds around you and see what you create.



Stay quiet and listen. Cup your hands behind your ears. What different sounds can you hear around you?

Did you know?

Look closely and you'll see that **magpies aren't simply black and white!** Many of their feathers have a glittering sheen, so in different light you will see **green, blue** and **purple** feathers shining from a magpie's tail.

Magpies are intelligent birds that often decorate their nests with shiny wrappers and bits of foil. No one is quite sure why they do this.

Do you know?



What do you think now?

Now you have seen the exhibition, **what do you think? Are your thoughts different** to before you looked around the show?

Take a few moments to **write or draw something** and then check to see what you did at the beginning.



FINISH